

---

## WICHTIGER HINWEIS / DISCLAIMER

Dieser Newsletter ist ein KI-gestütztes Informationsexperiment und dient ausschließlich dazu, Sie auf interessante Börsenthemen aufmerksam zu machen und zur eigenen, vertieften Recherche anzuregen.

### Bitte beachten Sie:

- Dieser Newsletter wird vollständig von KI erstellt. KI-Systeme können fehlerhafte oder ungenaue Informationen generieren.
- Dies ist keine Anlageberatung, Finanzberatung oder Handlungsempfehlung.
- Jede Investitionsentscheidung erfolgt auf eigenes Risiko.
- Wir übernehmen keine Gewähr für Richtigkeit, Vollständigkeit oder Aktualität.
- Eine eigenständige Überprüfung aller Informationen ist zwingend erforderlich.

Investitionen bergen erhebliche Risiken bis zum Totalverlust. Holen Sie vor jeder Anlageentscheidung professionelle Finanzberatung ein.

---


# TANGIBLE MARKET RADAR: Global Consumer Stock Bargains - October 11, 2025

## Analysis Timestamp

- **Report Generated:** October 11, 2025, 9:30 AM EDT
  - **Data Period Analyzed:** October 6-10, 2025 (Last 5 Trading Days)
  - **Last Trading Day:** October 10, 2025 (Friday)
  - **Sentiment Window:** October 9-11, 2025 (Last 48 hours)
  - **Markets Covered:** United States, Europe, and Asia
  - **Focus:** Tangible Consumer Markets Only
-

# 🔥 TOP BARGAIN #1: TESLA, INC (TSLA)

## INDUSTRY CATEGORY

 **AUTOMOTIVE & TRANSPORTATION - Electric Vehicles** Why Normal Joes Love It: Tesla is the world's most recognizable electric car brand that everyday people drive, see on the road, and charge at visible Supercharger stations.

## Current Snapshot

- **Current Price:** \$408.09 (as of October 10, 2025, after-hours)
- **Today's Change:** -5.06%
- **5-Day Change:** -5.81%
- **52-Week Range:** \$169.21 - \$260.10
- **Distance from 52W Low:** +141.2%

## 🌟 WHY THIS IS A BARGAIN NOW

**Tesla stock plunged 5% after unveiling "affordable" Model Y and Model 3, creating a perfect entry point as CEO Elon Musk just bought \$1 billion worth of shares in September, signaling massive insider confidence.**

Key Value Points:

- Stock fell from \$433 to \$408 on disappointing product launch = SHORT-TERM OVERREACTION
- RSI: 40.5 = APPROACHING OVERSOLD (below 30 = oversold)
- Insider Buys: \$1.1 BILLION by CEO Elon Musk in September = UNPRECEDENTED CONFIDENCE

## INSIDER ACTIVITY SCORE: 85/100

**Analysis Period:** Last 12 months

**Insider Transactions:**


- **Buy:** 1 massive transaction, Total: \$1.1 billion
- **Sells:** 36 transactions by other executives, Total: \$991.8 million
- **Net Activity:** STRONG BUYING (CEO dominance)


**Key Insiders:**

- CEO Elon Musk - Bought 2.57 million shares for \$1.1 billion on September 12, 2025

- Other Executives - Multiple sales totaling \$991.8 million over 90 days
- Board Members - No significant buying activity

### Sentiment Indicator:

-  HIGH (85/100): CEO's \$1.1B purchase completely overshadows other insider selling

**Current Score:** 85/100 =  HIGH

**Analysis:** CEO Elon Musk's \$1 billion insider purchase in September is one of the largest insider buys on record and signals extraordinary confidence. Dan Ives of Wedbush called it "a huge sign of confidence for Tesla bulls and shows Musk is doubling down on his Tesla A.I. bet." While other executives have been selling, Musk's massive purchase far outweighs this normal executive compensation activity.




### CONSUMER CONNECTION SCORE: 95/100

- **Product Quality:** 24/25 - Leading EV technology, continuous software updates, strong safety ratings
- **Brand Strength:** 25/25 - World's most recognized EV brand, cult-like following, Elon Musk's massive social influence
- **Market Position:** 23/25 - #1 in EV sales globally, though competition intensifying from traditional automakers
- **Growth Potential:** 23/25 - Expanding Supercharger network, affordable models coming, AI/FSD development

### SOCIAL BUZZ SCORE: 64/100

- **Twitter/X:** 25/35 points - Sentiment score of 64/100 on AltIndex, "bracing for something big" after product tease
- **Reddit:** 15/25 points - Mixed reactions on r/stocks, r/teslamotors discussing affordable models
- **StockTwits:** 15/20 points - Bull/Bear ratio improving after September Musk buy announcement
- **YouTube:** 5/10 points - Coverage focused on disappointing launch event
- **News Media:** 4/10 points - Negative tone shift after 5% drop, but analysts still bullish long-term

### FUNDAMENTAL SCORE: 38/50


- **Valuation:** 18/25 points
  - Forward P/E: Not profitable on adjusted basis 
  - P/S Ratio: Elevated but justified by growth 
  - Market Cap: \$1.3T - premium valuation 

- **Quality:** 20/25 points
  - Revenue Growth: Strong Y/Y growth ✓
  - Gross Margins: Industry-leading 18%+ ✓
  - Cash Position: \$26B+ strong balance sheet ✓

### MOMENTUM SCORE: 18/30

- Technical Setup: 10/20 points - RSI at 40.5 (approaching oversold), MACD showing sell signal
- Volume Pattern: 8/10 points - 166% surge in retail message volume on StockTwits
- Key Signal: Falling wedge pattern forming, historical support around \$400

### CATALYST SCORE: 18/20

 **October 7, 2025:** Launched "Standard" Model Y and Model 3 (more affordable versions) 💰  
**September 12, 2025:** CEO Musk bought \$1.1 billion in shares - massive confidence signal 🎯  
**Expected Q4 2025:** Potential FSD (Full Self-Driving) revenue recognition could boost earnings

### TRADE SETUP


- **Entry Zone:** \$400 - \$420
- **7-Day Target:** \$440 (+7.8%)
- **30-Day Target:** \$475 (+16.4%)
- **Stop Loss:** \$380 (-6.9%)

### TOTAL TANGIBLE BARGAIN SCORE: 318/400

★ **STRONG BUY** - CEO's billion-dollar insider purchase combined with 5% pullback creates compelling entry point for a brand everyone knows.

## TOP BARGAIN #2: FORD MOTOR COMPANY (F)

### INDUSTRY CATEGORY

 **AUTOMOTIVE & TRANSPORTATION - Traditional Automakers** Why Normal Joes Love It: Ford makes the legendary F-150 pickup truck, America's best-selling vehicle for 47 consecutive years, plus the Mustang and Bronco that are automotive icons.

### Current Snapshot

- **Current Price:** \$11.69 (as of October 7, 2025)
- **Today's Change:** -6.5%

- **5-Day Change:** -6.5%
- **52-Week Range:** \$9.63 - \$14.85
- **Distance from 52W Low:** +21.4%

## WHY THIS IS A BARGAIN NOW

**Ford crashed 6.5% on news of an aluminum supplier fire that will impact F-150 production, but this temporary supply chain issue creates a screaming buy opportunity for America's most iconic truck brand at near 52-week lows.**

Key Value Points:

- Stock fell from \$12.50 to \$11.69 on supply chain news = TEMPORARY ISSUE, NOT STRUCTURAL
- Dividend Yield: 5.8% = BEST IN CLASS for major automakers
- P/E Ratio: ~10x vs Industry 12x = 17% UNDERVALUED

## INSIDER ACTIVITY SCORE: 25/100

**Analysis Period:** Last 12 months

### **Insider Transactions:**


- **Buys:** 0 transactions, Total: \$0
- **Sells:** Multiple transactions, Total: ~\$21 million
- **Net Activity:** HEAVY SELLING

### **Key Insiders:**

- Former CFO John Lawler - Sold 93,848 shares (10% of holdings) on March 4, 2025
- CFO Sherry House - Sold 25,105 shares (25% of holdings) on March 4, 2025
- No CEO buying activity reported

### **Sentiment Indicator:**

-  LOW (25/100): Consistent insider selling with zero buying activity

**Current Score:** 25/100 =  LOW

**Analysis:** Ford's insider activity is concerning with \$21 million in sales and zero purchases over the past year. The CFO sold nearly 25% of her position, which typically signals caution about near-term prospects. However, this is offset by the company's strong fundamentals and dividend.







## CONSUMER CONNECTION SCORE: 98/100

- **Product Quality:** 25/25 - F-150 is America's best-selling vehicle for 47 consecutive years, legendary reliability
- **Brand Strength:** 25/25 - One of the most iconic American brands, 121-year history, "Built Ford Tough"
- **Market Position:** 24/25 - #2 US automaker, F-Series dominates truck segment with 40%+ market share
- **Growth Potential:** 24/25 - EV F-150 Lightning gaining traction, expanding Super Duty lineup, growing commercial business

## SOCIAL BUZZ SCORE: 58/100

- **Twitter/X:** 20/35 points - Mixed sentiment, some seeing "short-lived" dip per StockTwits
- **Reddit:** 18/25 points - r/stocks calling it "extremely attractive" at current levels
- **StockTwits:** 12/20 points - Sentiment turned bullish amid "high" message volume, Trump Bump hopes
- **YouTube:** 4/10 points - Limited coverage beyond supplier fire news
- **News Media:** 4/10 points - Negative coverage of 6.5% drop and \$500M-\$1B earnings hit




## FUNDAMENTAL SCORE: 42/50

- **Valuation:** 24/25 points
  - P/E: ~10x vs industry 12x 
  - Dividend Yield: 5.8% 
  - P/B: 0.9x (trading below book value) 
- **Quality:** 18/25 points
  - Debt/Equity: Elevated but manageable 
  - Free Cash Flow: Positive and improving 
  - Market Share: Strong in trucks, growing EV 

## MOMENTUM SCORE: 20/30

- **Technical Setup:** 12/20 points - RSI at 54.2 (neutral territory), recent 6.5% drop
- **Volume Pattern:** 8/10 points - Heavy volume on selloff, capitulation signal
- **Key Signal:** Trading near support at \$11.50, 23% YTD gain shows underlying strength


## CATALYST SCORE: 16/20

 **Late October 2025:** Q3 earnings report expected to show strong truck demand despite supply issues  **Expected Early 2026:** Aluminum supplier back online, F-150 production returns to full capacity  **Q4 2025:** Holiday sales season traditionally strong for Ford trucks and SUVs

## TRADE SETUP

- **Entry Zone:** \$11.50 - \$12.00
- **7-Day Target:** \$12.50 (+7.0%)
- **30-Day Target:** \$13.25 (+13.3%)
- **Stop Loss:** \$10.90 (-6.8%)


 TOTAL TANGIBLE BARGAIN SCORE: 259/400

 **GOOD VALUE** - Despite weak insider activity, Ford's iconic brand, 5.8% dividend, and temporary supply chain issue create attractive entry point.

---

## TOP BARGAIN #3: McDONALD'S CORPORATION (MCD)

### INDUSTRY CATEGORY

 **FOOD & BEVERAGE - Fast Food Restaurants** Why Normal Joes Love It: McDonald's is the world's largest fast-food chain with 40,000+ restaurants serving Big Macs, fries, and McNuggets that everyone has eaten since childhood.

### Current Snapshot

- **Current Price:** \$294.70 (as of October 8, 2025)
- **Today's Change:** -5.8% (weekly foot traffic decline)
- **5-Day Change:** -2.58%
- **52-Week Range:** \$276.53 - \$326.32
- **Distance from 52W Low:** +6.6%

## WHY THIS IS A BARGAIN NOW

**McDonald's has fallen to just above its 52-week low despite being oversold (Stochastic indicator), creating a value opportunity in the world's most recognized restaurant brand with 14 'Buy' ratings from analysts.**

Key Value Points:

- Stock at \$294.70 vs 12-month price target of \$324.57 = 9.6% UPSIDE POTENTIAL
- Dividend Yield: 2.4% with 48-year consecutive increase streak = DIVIDEND ARISTOCRAT
- Stochastic Indicator: OVERSOLD = Technical rebound signal

## INSIDER ACTIVITY SCORE: 45/100

**Analysis Period:** Last 12 months


### **Insider Transactions:**


- **Buys:** 0 transactions, Total: \$0
- **Sells:** Multiple transactions, Total: \$9.2 million
- **Net Activity:** MODERATE SELLING

### **Key Insiders:**

- EVP Joseph Erlinger - Sold 939 shares for \$299.49 on July 23, 2025
- EVP Morgan Flatley - Sold 976 shares for \$303.50 on August 4, 2025
- Chief Legal Officer - Sold 2,487 shares for \$770,970 in August 2025

### **Sentiment Indicator:**

-  MEDIUM (45/100): Regular selling pattern consistent with stock compensation, but no insider buying

**Current Score:** 45/100 =  MEDIUM

**Analysis:** McDonald's insider selling totaling \$9.2 million is considered "inconsequential" compared to the company's \$2.8 billion in share repurchases during 2024. The small, regularly spaced sales are typical of executive compensation programs rather than bearish signals. However, the absence of insider buying prevents a higher score.

## CONSUMER CONNECTION SCORE: 92/100







- **Product Quality:** 18/25 - ACSI score of 71/100, improved from 69 previous year
- **Brand Strength:** 25/25 - World's most recognized fast-food brand, Golden Arches iconic globally
- **Market Position:** 25/25 - #1 fast-food chain globally with 40,000+ locations, unmatched scale
- **Growth Potential:** 24/25 - Digital expansion, delivery growth, international markets (China, India)

## SOCIAL BUZZ SCORE: 70/100

- **Twitter/X:** 24/35 points - Investor sentiment score of 70/100, down from 30-day average
- **Reddit:** 18/25 points - r/dividends loves it, r/stocks discussing value opportunity
- **StockTwits:** 14/20 points - Moderate bullish sentiment on technical oversold signals

- **YouTube:** 7/10 points - Financial YouTubers highlighting dividend aristocrat status
- **News Media:** 7/10 points - Coverage of foot traffic decline but analysts remain positive


## FUNDAMENTAL SCORE: 44/50



- **Valuation:** 22/25 points
  - P/E: 24.5x (reasonable for quality brand) 
  - Dividend: 2.4% with 48-year growth streak 
  - FCF Yield: Strong and consistent 
- **Quality:** 22/25 points
  - ROE: 40%+ (excellent capital efficiency) 
  - Margins: 30%+ operating margins 
  - Debt/Equity: Manageable with strong cash flow 

## MOMENTUM SCORE: 22/30

- Technical Setup: 15/20 points - Stochastic oversold, RSI improving, near 52-week low
- Volume Pattern: 7/10 points - Moderate volume, no panic selling
- Key Signal: Support holding at \$290-295 zone, analyst consensus "Moderate Buy"

## CATALYST SCORE: 17/20

 **Q4 2025:** Holiday menu promotions (McRib return, seasonal items) historically drive traffic


 **Recent:** \$2.8 billion share buyback program demonstrates management confidence 

**2026:** International expansion in high-growth markets (India, China) accelerating

## TRADE SETUP

- **Entry Zone:** \$290 - \$300
- **7-Day Target:** \$305 (+3.5%)
- **30-Day Target:** \$315 (+6.9%)
- **Stop Loss:** \$280 (-5.0%)


## TOTAL TANGIBLE BARGAIN SCORE: 290/400

 **STRONG BUY** - Oversold dividend aristocrat trading near 52-week lows with strong analyst support and global brand recognition.

---

## TOP BARGAIN #4: NIKE, INC. (NKE)

### INDUSTRY CATEGORY

 **HEALTH, WELLNESS & FITNESS - Athletic Apparel** Why Normal Joes Love It: Nike is the world's most iconic athletic brand - everyone owns Nike shoes, the swoosh logo is instantly recognizable, and "Just Do It" is one of the most famous slogans ever.

### Current Snapshot

- **Current Price:** \$75.77 (as of October 2025)
- **Today's Change:** -1.2%
- **5-Day Change:** Oversold territory
- **52-Week Range:** \$54.00 - \$110.32
- **Distance from 52W Low:** +40.3%

### WHY THIS IS A BARGAIN NOW

**Nike has plunged into OVERSOLD territory with RSI of 28.8 (below 30 threshold), creating a textbook technical buying opportunity for the world's #1 athletic brand that maintains 74% positive social sentiment despite stock weakness.**

Key Value Points:

- RSI: 28.8 = DEEPLY OVERSOLD (below 30 = oversold)
- Price: \$75.77 vs Goldman Sachs target \$89 = 17.4% UPSIDE
- Social Sentiment: 74% positive mentions = BRAND STRENGTH INTACT

### INSIDER ACTIVITY SCORE: 30/100

**Analysis Period:** Last 12 months

**Insider Transactions:**

- **Buys:** 0 transactions, Total: \$0
- **Sells:** 4 transactions in 90 days, Total: \$14.9 million
- **Net Activity:** HEAVY SELLING


**Key Insiders:**

- EVP/Chief Legal Officer Robert Leinwand - Sold 1,020 shares for \$74.64 on September 8, 2025

- EVP/Chief Legal Officer Robert Leinwand - Sold 1,640 shares for \$74.91 on August 6, 2025
- Multiple other executives sold over 90 days

### Sentiment Indicator:

-  LOW (30/100): Consistent insider selling with zero buying activity over 12 months

**Current Score:** 30/100 =  LOW

**Analysis:** Nike's insider activity is concerning with zero insider purchases in the past year and \$14.9 million in sales over the last 90 days. The lack of insider buying despite the stock trading near multi-year lows suggests management may see continued near-term headwinds. However, this is offset by strong brand metrics and technical oversold conditions.




### CONSUMER CONNECTION SCORE: 96/100

- **Product Quality:** 24/25 - Industry-leading innovation (Air Max, React, Flyknit), strong reviews
- **Brand Strength:** 25/25 - World's #1 athletic brand, 56.7% social media share of voice, iconic swoosh
- **Market Position:** 24/25 - Market leader but facing competition from Adidas, Lululemon, On Running
- **Growth Potential:** 23/25 - International growth (China recovering), digital/DTC expansion, women's segment

### SOCIAL BUZZ SCORE: 82/100

- **Twitter/X:** 32/35 points - 79k positive vs 11k negative mentions last 30 days (74% positive)
- **Reddit:** 20/25 points - r/sneakers loves the brand, r/stocks seeing value opportunity at \$75
- **StockTwits:** 15/20 points - Technical analysts highlighting oversold RSI as buying opportunity
- **YouTube:** 8/10 points - Influencer marketing strong, product reviews positive
- **News Media:** 7/10 points - Coverage of struggles but brand campaigns getting 87-96% positive sentiment

### FUNDAMENTAL SCORE: 38/50


- **Valuation:** 20/25 points
  - P/E: ~20x (reasonable given recent struggles) 
  - P/B: Attractive vs historical levels 
  - Brand value: \$50B+ intangible asset 

- **Quality:** 18/25 points
  - Gross Margins: 40%+ but under pressure ⚠️
  - ROE: Declining but still solid ⚠️
  - Cash: \$8B+ strong balance sheet ✅

### MOMENTUM SCORE: 24/30

- Technical Setup: 18/20 points - RSI 28.8 (deeply oversold), Stochastic oversold confirmation
- Volume Pattern: 6/10 points - Heavy selling volume, potential capitulation
- Key Signal: Multiple analysts upgrading, RBC target \$85, Goldman \$89

### CATALYST SCORE: 15/20

 **Q4 2025/Q1 2026:** Holiday season + Chinese New Year sales could show recovery 💰  
**2026:** New CEO likely to announce strategic changes and cost cuts 🎯 **Ongoing:** Mamba Day campaign (96% positive), Jordan 40th anniversary (87% positive)

### TRADE SETUP

- **Entry Zone:** \$72 - \$78
- **7-Day Target:** \$82 (+8.2%)
- **30-Day Target:** \$88 (+16.2%)
- **Stop Loss:** \$68 (-10.3%)

### TOTAL TANGIBLE BARGAIN SCORE: 285/400

★ **STRONG BUY** - Deeply oversold technical setup meets world's strongest athletic brand with 74% positive social sentiment. Classic contrarian opportunity.

## TOP BARGAIN #5: DOMINO'S PIZZA, INC. (DPZ)

### INDUSTRY CATEGORY

 **FOOD & BEVERAGE - Pizza Delivery** Why Normal Joes Love It: Domino's is America's largest pizza delivery chain with over 21,000 stores worldwide - everyone has ordered from them using the famous tracker app.

### Current Snapshot

- **Current Price:** \$405.33 (as of October 9, 2025)
- **Today's Change:** -4.27% (weekly decline)

- **5-Day Change:** -10.91%
- **52-Week Range:** \$397.12 - \$500.55
- **Distance from 52W Low:** +2.1%

## WHY THIS IS A BARGAIN NOW

**Domino's has crashed to just 2% above its 52-week low despite 23 analysts rating it a 'Buy' with an 18.8% upside target to \$485.78, creating a perfect value entry before Q3 earnings on October 14.**

Key Value Points:

- Stock at \$405.33 vs analyst target \$485.78 = 18.8% UPSIDE POTENTIAL
- P/E Ratio: Lower than historical average = VALUE OPPORTUNITY
- Earnings: October 14, 2025 - potential positive catalyst

## INSIDER ACTIVITY SCORE: 35/100

**Analysis Period:** Last 12 months

### **Insider Transactions:**


- **Buys:** 0 transactions, Total: \$0
- **Sells:** Multiple transactions, Total: \$1.2 million (last 3 months)
- **Net Activity:** MODERATE SELLING

### **Key Insiders:**

- Last insider trade: July 17, 2024 (limited recent activity)
- Multiple executives including Cynthia Headen, Jessica Parrish, Kevin Morris have traded
- Russell Weiner (CEO) - Selling activity recorded

### **Sentiment Indicator:**

-  MEDIUM (35/100): Limited insider activity, moderate selling, no buying

**Current Score:** 35/100 =  MEDIUM

**Analysis:** Domino's insider activity shows \$1.2 million in sales over the last 3 months with no insider purchases. The limited transaction frequency and relatively small dollar amounts suggest routine stock compensation sales rather than major bearish positioning. The lack of recent insider buying (last trade July 2024) prevents a higher score, but the modest selling isn't a strong negative signal.

## CONSUMER CONNECTION SCORE: 78/100

- **Product Quality:** 18/25 - ACSI score of 79, mixed reviews (2.2 stars Yelp, 4.4 stars Trustindex)
- **Brand Strength:** 20/25 - #1 pizza delivery brand, famous Tracker app, strong digital platform
- **Market Position:** 20/25 - Market leader in delivery pizza with 21,000+ stores, but competition intense
- **Growth Potential:** 20/25 - International expansion ongoing, digital ordering leadership, delivery advantage

## SOCIAL BUZZ SCORE: 55/100

- **Twitter/X:** 18/35 points - Moderate mentions, mixed customer sentiment
- **Reddit:** 14/25 points - r/stocks discussing value opportunity at current levels
- **StockTwits:** 12/20 points - Neutral sentiment, focus on October 14 earnings catalyst
- **YouTube:** 5/10 points - Limited recent coverage, focus on delivery competition
- **News Media:** 6/10 points - Mixed tone, highlighting customer service complaints but strong business model




## FUNDAMENTAL SCORE: 42/50

- **Valuation:** 22/25 points
  - P/E: Lower than historical average ✓
  - Growth: Consistent same-store sales growth ✓
  - Market Cap: \$13.76B solid mid-cap ✓
- **Quality:** 20/25 points
  - Margins: Strong franchise model margins ✓
  - ROE: Excellent capital efficiency ✓
  - Debt: Manageable with strong cash flow ✓

## MOMENTUM SCORE: 20/30

- **Technical Setup:** 14/20 points - Near 52-week low, 10.91% decline creates oversold setup
- **Volume Pattern:** 6/10 points - Elevated volume on decline, potential washout
- **Key Signal:** 23 analysts "Buy" rating shows strong conviction despite recent weakness


## CATALYST SCORE: 18/20

 **October 14, 2025:** Q3 earnings report - potential positive surprise given low expectations   
**Q4 2025:** Holiday season pizza orders historically strong (Super Bowl, New Year's)   
**Ongoing:** Digital ordering innovation, delivery efficiency improvements, international expansion

## TRADE SETUP

- **Entry Zone:** \$400 - \$415
- **7-Day Target:** \$425 (+4.9%)
- **30-Day Target:** \$450 (+11.0%)
- **Stop Loss:** \$385 (-5.0%)

## TOTAL TANGIBLE BARGAIN SCORE: 248/400

 **GOOD VALUE** - Trading at 52-week lows with 18.8% analyst upside target and October 14 earnings catalyst. Digital leader with strong franchise model.

---

## QUICK SUMMARY FOR EVERYDAY INVESTORS

### BUY NOW - BRANDS YOU KNOW (Score 240+):

1. **TSLA** - Tesla - Electric cars you see everywhere - Target: +16.4% (Score: 318/400)
2. **MCD** - McDonald's - Big Macs and fries - Target: +6.9% (Score: 290/400)
3. **NKE** - Nike - The shoes and swoosh you know - Target: +16.2% (Score: 285/400)
4. **F** - Ford - F-150 trucks and Mustangs - Target: +13.3% (Score: 259/400)
5. **DPZ** - Domino's - Pizza delivery with the tracker app - Target: +11.0% (Score: 248/400)

### THIS WEEK'S OPPORTUNITIES (Score 200-239):

**All top 5 stocks score above 240 - these are particularly strong opportunities this week!**

Alternative considerations if you want more diversification:

- **YUM** - Yum Brands (KFC, Taco Bell, Pizza Hut) - Down 2.29%, mixed insider activity
- **PLNT** - Planet Fitness - Gym chain down 6.94%, expansion story intact
- **RCL** - Royal Caribbean - Cruise line down 8.85% from August highs, travel demand strong

## MARKET CONTEXT FOR CONSUMERS

### **United States:**

- Consumer Confidence: 55.0 in October (lowest in 5 months) - inflation and job concerns weighing
- Retail Sales Trend: Mixed - luxury holding up, middle-income consumers pulling back

- Market Event: October 10 saw broad 2.7% market drop on Trump tariff threats against China
- Key Shopping Season: Q4 holiday season approaching - historically strong for consumer brands

### Europe:

- Consumer Stocks: EU50 index down 1.72% to 5,531 points (October 10)
- Political Uncertainty: French PM resignation adding volatility
- Sector Performance: Media and consumer products lagging, though ECB rate cuts should help
- Notable Stocks: Unilever and Nestlé facing headwinds, trading below estimated values

### Asia:

- Market Conditions: Mixed signals - China manufacturing PMI showing contraction
- Trade Tensions: US-China tariff threats creating volatility for exporters
- Consumer Sector: Analysts see 28.87% upside in Sony, 8.31% in Toyota
- Key Markets: Tokyo Stock Exchange, Hong Kong Stock Exchange both experiencing volatility

**Key Shopping Season:** Q4 2025 (November-December) - Holiday shopping, Black Friday, Cyber Monday, Christmas

**Markets Analyzed:** NYSE, NASDAQ (US), LSE, Euronext, DAX (Europe), Tokyo Stock Exchange, Hong Kong Stock Exchange (Asia)

---

## WHY THESE MATTER TO YOU

If you're a "Normal Joe" investor who wants to invest in companies you actually understand, this week presents extraordinary opportunities. Here's why these five stocks are perfect for everyday investors:

**1. You Use These Products:** Every single one of these companies makes something you've personally experienced - you've driven or seen a Tesla or Ford, eaten McDonald's or Domino's pizza, and worn Nike shoes. You don't need an MBA to understand their business.

**2. Temporary Problems, Not Permanent:** Each stock is down for SHORT-TERM reasons that have nothing to do with their long-term strength:

- Tesla: Disappointed investors wanted even cheaper cars, but the "affordable" models are still coming
- Ford: Aluminum supplier fire will be fixed by early 2026, F-150 demand is still strong
- McDonald's: Foot traffic dip is temporary, the brand isn't going anywhere
- Nike: Oversold on technical charts, but everyone still wants the swoosh
- Domino's: Near 52-week low before earnings, but pizza delivery is here to stay

**3. Strong Brands = Pricing Power:** In tough economic times (like now with consumer confidence at 5-month lows), these mega-brands can maintain prices and margins better than smaller competitors. When consumers are worried, they stick with names they trust.

**4. Dividends + Growth:** McDonald's (2.4% yield) and Ford (5.8% yield) pay you to wait while the stock recovers. That's like getting paid rent while your house appreciates.

**5. Insider Confidence Where It Matters:** Tesla's CEO Elon Musk just bought \$1.1 BILLION of stock in September - that's not a routine stock compensation sale, that's putting his personal fortune where his mouth is. When a CEO bets a billion dollars on their own company, you should pay attention.

**The Bottom Line:** October 10's 2.7% market crash on tariff fears created a gift for patient investors. These five consumer brands are household names trading at bargain prices. Your neighbors know these companies, your kids use these products, and your parents remember these brands. That's the kind of investing that lets you sleep at night.

---

## Risk Disclaimer

This analysis is based on publicly available market data, news, social media sentiment, insider trading filings, and technical indicators as of **October 11, 2025, 9:30 AM EDT**.

**This report is for informational and educational purposes only and does not constitute investment advice, financial advice, trading advice, or recommendations to buy or sell any securities.**

Key risks to consider:

- **Market Volatility:** October 10 saw a 2.7% S&P 500 drop on tariff concerns - geopolitical risks remain elevated
- **Insider Activity:** Several stocks show insider selling (Ford, Nike, Yum Brands, McDonald's) which may signal caution
- **Consumer Weakness:** Consumer confidence at 5-month lows (55.0) indicates potential spending slowdown

- **Individual Stock Risks:** Supply chain issues (Ford), competition (Nike), foot traffic declines (McDonald's)
- **Technical Indicators:** Past technical patterns don't guarantee future performance
- **Tariff Uncertainty:** Trump's threatened "massive increase" in China tariffs could impact global consumer goods

#### **Before investing:**

- Consult with a qualified financial advisor who understands your personal situation
- Only invest money you can afford to lose
- Diversify your portfolio across multiple sectors and asset classes
- Do your own due diligence and research
- Understand that all investments carry risk, including potential loss of principal
- Consider your investment time horizon, risk tolerance, and financial goals

**Sources:** Data compiled from Yahoo Finance, MarketBeat, TipRanks, Nasdaq, Bloomberg, CNBC, Reuters, StockTwits, AltIndex, Brand24, Consumer Affairs, Statista, and SEC Form 4 filings.

---

#### **Next Update**

**Scheduled:** October 12, 2025, 9:30 AM EDT

#### **Focus Areas for Tomorrow:**

- Post-weekend market reaction to tariff news
- Domino's Pizza (DPZ) Q3 earnings (October 14) preview
- Technical bounce signals from Friday's oversold readings
- Any weekend insider trading filings
- Monday morning consumer sentiment shifts

**Subscribe to receive:** Daily updates on tangible consumer market bargains across US, European, and Asian markets. We focus exclusively on brands and products everyday investors can see, touch, and understand.

---

*Report generated by Market Radar - Tangible Consumer Markets Division Tracking the brands you know, the products you use, and the stocks you can understand*